


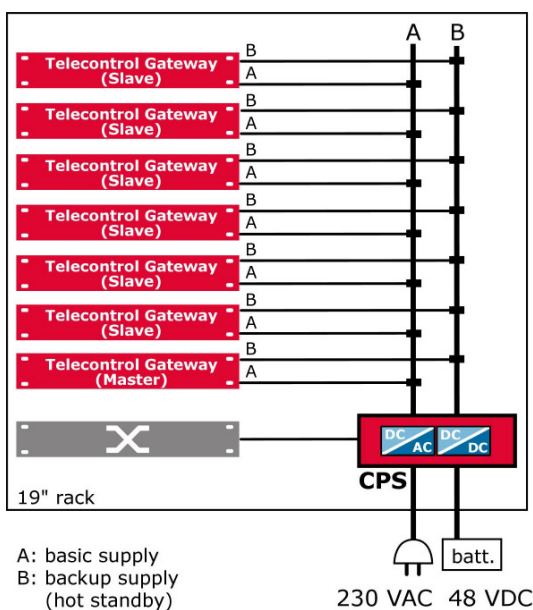
Central Power Supply (CPS)

for Telecontrol Gateways



The Central Power Supply (CPS) is a product solution for Telecontrol Gateways with EPS low voltage input. The device is designed as a high-quality dual power supply in a 19 inch housing. The CPS housing can be equipped with different power supply units for the demanded input voltage. A complete stack (cluster) consisting of one master and up to eight slaves can be supplied by one CPS device. Also a redundant power supply with basic supply and backup supply can be implemented. An additional component, e.g. a network switch, can be redundantly supplied via CPS.

Possible redundant power supply scenario:



Product Features

- Dual power supply for the operation on AC and DC power sources
- 19 inch rack mount chassis (3 U) with up to two power supply units
- 2 x 10 DC outputs for a redundant supply of Telecontrol Gateway devices
- Protected DC output for an additional component
- Secure electrical isolation (SELV)
- Security features: current limiting, overcharge protection, overvoltage protection
- Standard conformity: CE, EMV, ESD, RoHS
- Made in Germany

Delivery

Basic device: rack mount chassis with up to two power supply units at buyer's option

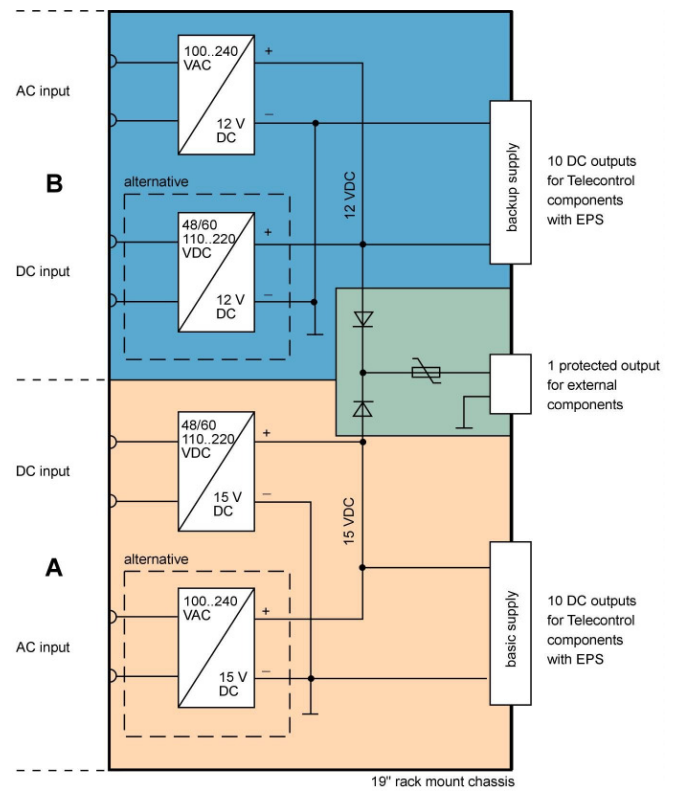
Supplies (per power supply unit)

- 1 x mains cable (AC or DC), 3.0 m
- 10 x DC cables, 3.0 m, pre-assembled for the connection of Telecontrol Gateways with EPS

Central Power Supply (CPS) for Telecontrol Gateways

Mechanics	
Chassis	19" rack mount chassis (3 U)
Dimensions	482 x 133 x 304 mm ³ (w/h/d)
Weight	6.5 kg (incl. 2 power supply units)
Cooling	convection cooling
Environment	
Operation	0 °C to +40 °C
Storage (in packaging)	-20 °C to +85 °C 5 % to 95 % rel. humidity
EMV/ESD	
Emission	EN 61000-6-3: 2007-09
Immunity	EN 61000-6-2: 2006-03
Harmonic current	EN 61000-3-2: 2006-10 (AC input)
Voltage fluctuations	EN 61000-3-3: 2006-06 (AC input)
Product safety	
Electrical safety	EN 60950-1: 2006-11
Degree of protection	IP 30 complying to EN 60529/IEC 529
Separation of potentials (SELV)	primary – secondary: 4,250 VDC primary – grounding conductor: 2,150 VDC secondary – grounding conductor: 700 VDC
Overvoltage protection	transient protection (input), Vout +2 V (output)
Current limiting	on the input and output side
Overload protection	thermally overload protection, short-circuit-proof, inverse-polarity protection on the input side (DC input)
Device fuse	primary, internal

CPS block diagram



Power Supply (variants*)								
Number of power supply units	max. 2 (slot A+B)							
Chassis	slot modules complying to IEC 60297-3-101							
Short term**	AAC2	BAC2	AD23	BD23	AD33	BD33	AD43	BD43
Input voltage	100-240 VAC, 50-60 Hz		48-60 VDC		110 VDC		220 VDC	
Output voltage ± 0,5 V (A B)***	15 VDC	12 VDC	15 VDC	12 VDC	15 VDC	12 VDC	15 VDC	12 VDC
Power output max.	210 VA		210 VA		210 VA		210 VA	
Switch-on current max.****	160 A		600 A		200 A		300 A	
Efficiency factor	≥ 90 %		≥ 80 %		≥ 80 %		≥ 80 %	

Ports	Number	Type
AC input	2	Wago WINSTA®/MIDI plug with strain relief housing, 3 pin: 770-113
DC input	2	Phoenix-COMBICON plug No: PCV 4/3-G7,62
DC output	2 x 10	Phoenix-COMBICON plug No: PC 5/2-G7,62
Protected output	1 (max. 1.2 A)	Phoenix-COMBICON plug No: PC 5/2-G7,62

- * Further variants on demand
- ** Order code: **CPS-Axxy-Bxxy** (essential to specify). CPS can also be used for non-redundant supply equipped with power supply unit **A** only (order code: **CPS-Axxy**)
Example: The order code for the redundant scenario on the face of this datasheet is **CPS-AAC2-BD23**
- *** slot A: 15 VDC basic supply
slot B: 12 VDC backup supply (hot standby)
- **** Consider the switch-on current when selecting the circuit breaker.



rear of device

PSI Nentec GmbH
Greschbachstraße 12
76229 Karlsruhe
Germany
Tel. +49 721 94249-0
Fax +49 721 94249-10
info@nentec.com
www.nentec.com